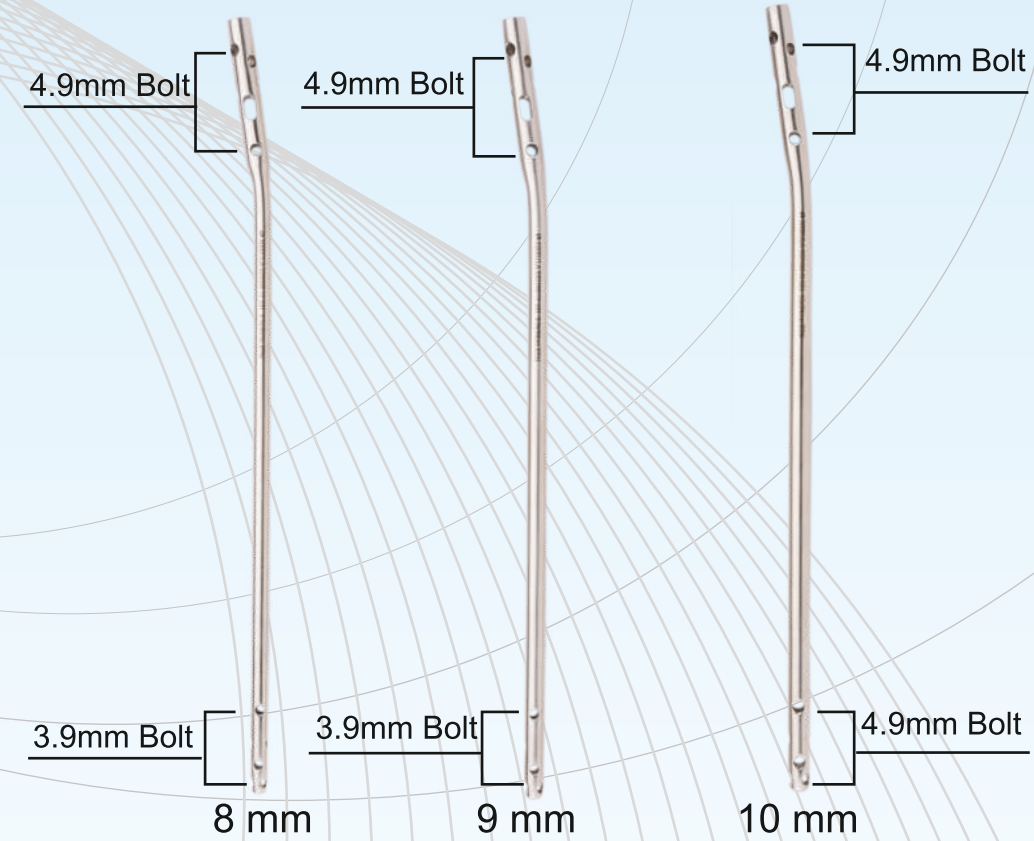


Quality is Never an Accident;
it is Always the Result of
Intelligent Effort.



Cat No.	Dia.	Length
191.08.28	08 mm	28 cm
191.08.30	08 mm	30 cm
191.08.32	08 mm	32 cm
191.08.34	08 mm	34 cm
191.08.36	08 mm	36 cm
191.08.38	08 mm	38 cm

Cat No.	Dia.	Length
191.09.28	09 mm	28 cm
191.09.30	09 mm	30 cm
191.09.32	09 mm	32 cm
191.09.34	09 mm	34 cm
191.09.36	09 mm	36 cm
191.09.38	09 mm	38 cm

Cat No.	Dia.	Length
191.10.28	10 mm	28 cm
191.10.30	10 mm	30 cm
191.10.32	10 mm	32 cm
191.10.34	10 mm	34 cm
191.10.36	10 mm	36 cm
191.10.38	10 mm	38 cm


NEBULA SURGICAL PVT. LTD.

Office: "Nebula" 2nd Floor, Narmada Park-3, Opp.
King's Height, Vidhya Kunj Society Main Road,
Amin Marg, Rajkot-360005.
Ph. : +91 281 258 48 32 / 33,

Factory : G-1921/3, Almighty Gate Main Road,
G.I.D.C. Metoda-360021. Gujarat (INDIA)
Phone: +91 2827 287570.

Web : www.nebulasurgical.com
Email : info@nebulasurgical.com
export@nebulasurgical.com

FDA APPROVED BY INDIAN STANDARD
AN ISO 13485 : 2012 COMPANY



Neb - MTN Multifunction Tibia Nail SYSTEM

Due to the technical limitations of the available implants such as the regular Tibia Nail for the stabilization of metaphyseal fractures, new intramedullary tibial implants have been developed.

PROXIMA LOCKING

For proximal locking a total of five options are possible. Two conventional medio-lateral locking options allow primary fixation and secondary dynamisation. In addition three locking options for Metaphyseal Fractures at the far proximal end led to an optimised stabilization of the proximal tibial fragment with close to angular stability.



DISTAL LOCKING

At the distal end, the MTN provides four locking options. Two medio-lateral and one antero-posterior locking option provide a secure stabilization.

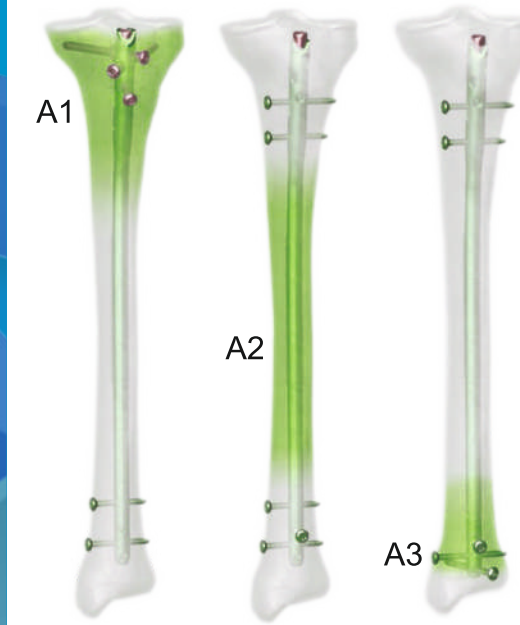
One oblique hole located at 5 mm from the end tip which open in TWO DIFFERENT DIRECTIONS as -

- A. Medio - Lateral – Antero - Posterior
- B. Latero - Medial – Antero - Posterior

This type of freedom provides more room to prevent Neurovascular & tendonous injury.



innovative
reliable
trustworthy
supportive
effective
unique



The Multifunction Tibial Nail is indicated for fractures in the tibial shaft as well as for metaphyseal and certain Proximal end fractures of tibia and the Distal end fracture which can not be treated with conventional nail.

- A1 - For Proximal Fracture
- A2 - For Shaft Fracture
- A3 - For Distal Fracture

Distal tibia metaphyseal fractures may be treated successfully with low, multidirectional locked nails or plates. However, low, multidirectional locked nailing may represent a superior surgical option, since it offers advantages in terms of -

- ✓ operating time
- ✓ hospital stay
- ✓ infection rate
- ✓ rapid healing
- ✓ to prevent haematoma

